

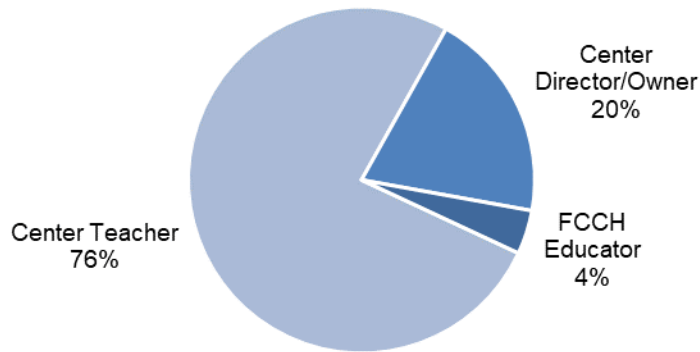


2019 T.E.A.C.H. Early Childhood® Scholar Evaluation Survey Responses

(637 participants responded)

Demographics of T.E.A.C.H. Scholars

Provider Type



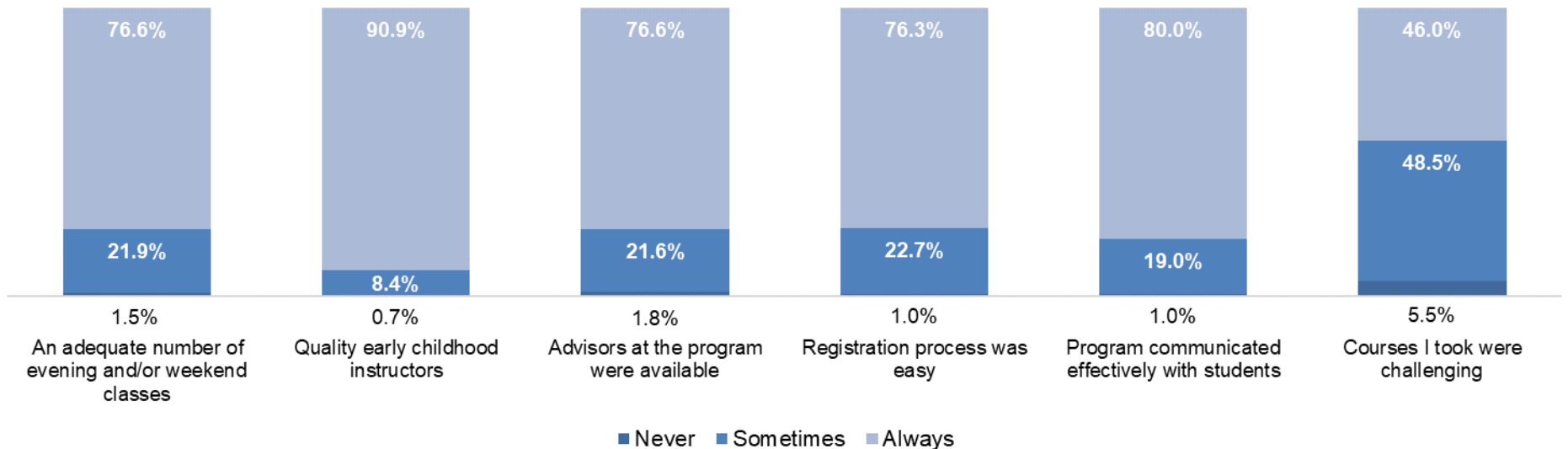
Scholars attended classes at:

- 68% College/University
- 7% Vocational/Technical School
- 25% Other

Classes were held:

- 61% Online
- 16% In a classroom
- 23% Both

Regarding their college/training programs, scholars reported:



Satisfaction with the T.E.A.C.H. program

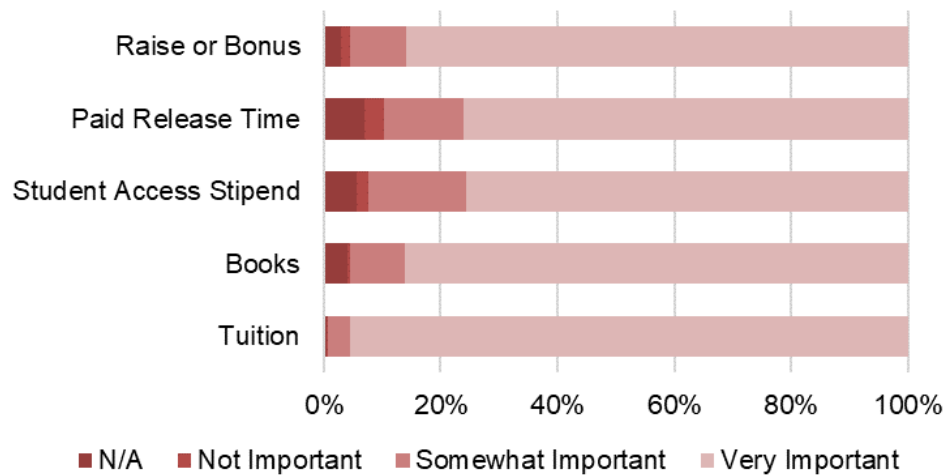
99% graded the T.E.A.C.H. program as excellent (88%) or good (11%)

99% would recommend T.E.A.C.H. to other child care workers

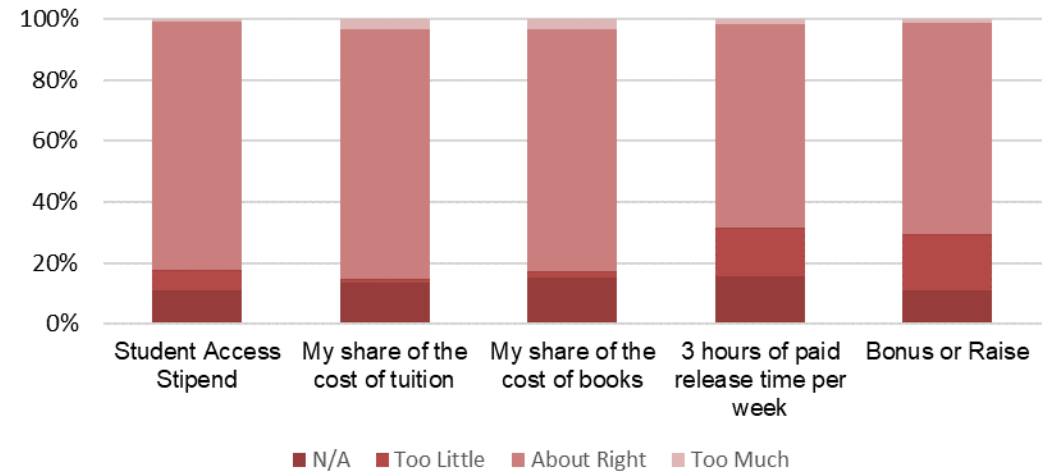
99% found the T.E.A.C.H. staff and counselor(s) supportive (89% very, 10% somewhat)

98% found their sponsoring child care center supportive (83% very, 15% somewhat)

Importance of scholarship components



Amount of scholarship components



Scholars spoke with others about their scholarships

