

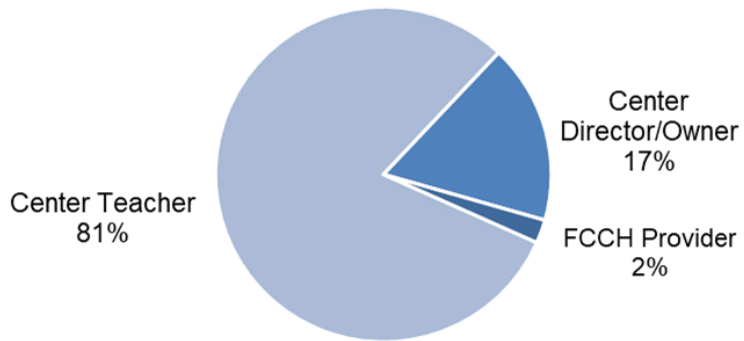


2024 T.E.A.C.H. Early Childhood® Scholar Evaluation Survey Responses

(531 scholars responded)

Demographics of T.E.A.C.H. Scholar Respondents

Provider Type



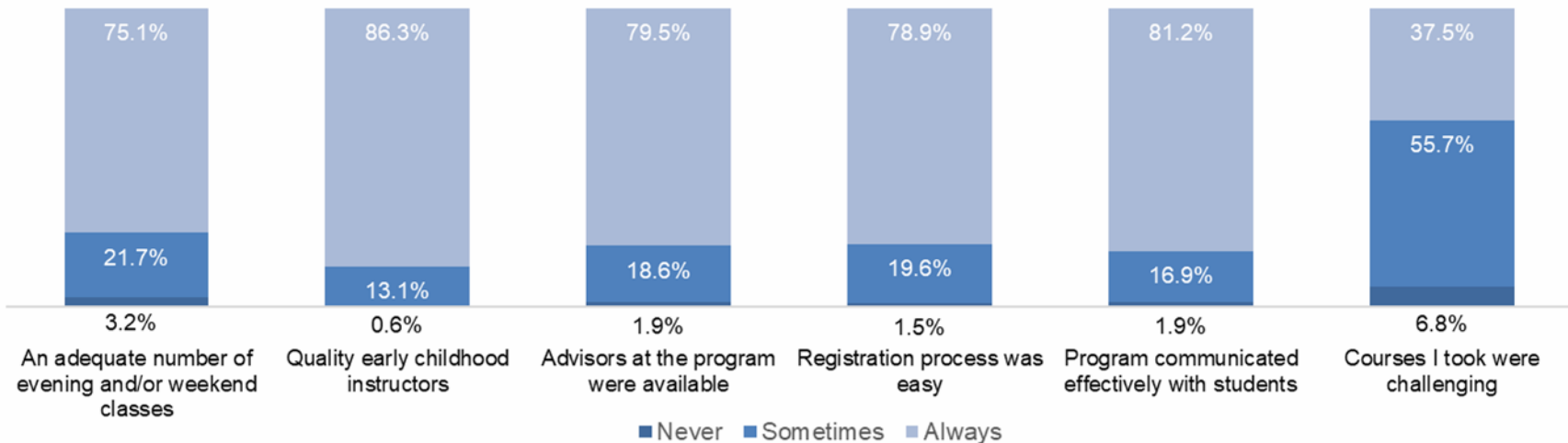
Scholars attended classes at:

- 76% College/University
- 3% Vocational/Technical School
- 21% Other

Classes were held:

- 82% Online
- 3% In a classroom
- 15% Both

Regarding their college/training programs, scholars reported:



Satisfaction with the T.E.A.C.H. program

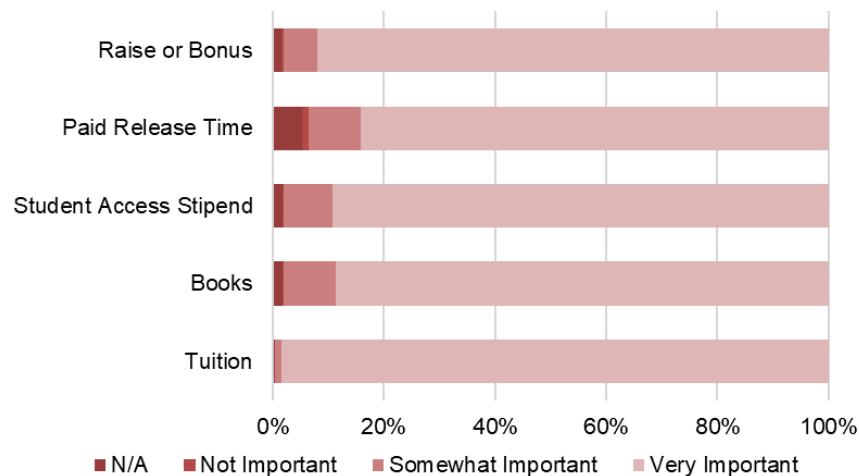
99% graded the T.E.A.C.H. program as excellent (91%) or good (8%)

99% would recommend T.E.A.C.H. to other child care workers

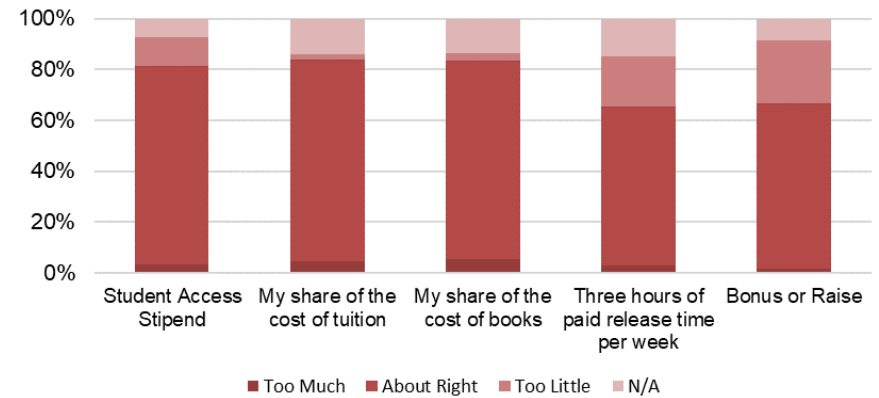
99% found the T.E.A.C.H. staff and counselor(s) supportive (93% very, 6% somewhat)

97% found their sponsoring child care center supportive (83% very, 14% somewhat)

Importance of scholarship components



Amount of scholarship components



Scholars spoke with others about their scholarships

